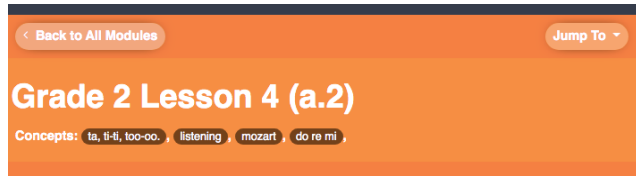


# Fine Arts Education: Grade 2 and 2/3 Lesson Week of April 27 - May 1

Step 1: Go to website: <https://musicplayonline.com>,

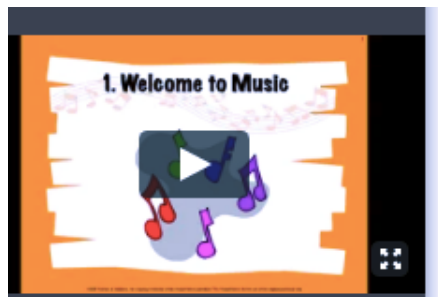
Step 2: Click “Online learning”



Step 3:

Choose: Grade 2 - Lesson 4. Click on it.

Step 4: **Click on “Jump to”**. Up should come Teaching Procedure. Click on it.



1. Go to **Welcome Song**. Click on the song and sing along! (Click on 4 dots in the bottom right corner to enlarge.)



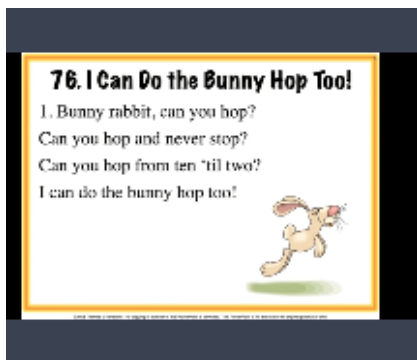
2. Go to #2. Click on the box. Echo back the do-re-mi patterns.

Echo Sing mi-re-do patterns

3. Go to #3. Read the words in the Rabbits. There is nothing to click on here.

4. Go to #4. Learn the song Rabbits: “Rabbits don't have tails at all ...” Don't worry, it gets better in #5.

5. Go to #5. Sing the song with the music background!



6. Go to #6, #7, #8. These are all about a song with Rabbits and the Bunny Hop. You can earn the actions, and watch the kids do the actions in a Demo Video. If you want to dance and move, try the words, the actions and watch how to move.

5. Follow-up: Make your own bunny ears like the kids in the Demo Video in #8. Or send a 5 second video of you trying the bunny hop video. Send to Mr. Lassche.

My email: [tlassche@sd79.bc.ca](mailto:tlassche@sd79.bc.ca) or [lassche@shaw.ca](mailto:lassche@shaw.ca)

If you need help with accessing [musicplayonline.com](https://musicplayonline.com) or something doesn't work, please email me.