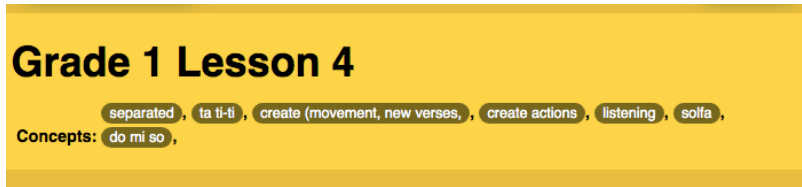


Fine Arts Education: Grade 1 and 1/2 Lesson

Week of April 27 - May 1

Step 1: Go to “Online learning” (Look at “How to Login” for musicplayonline)




Step 2: Select Grade: Grade 1

Step 3:
Choose: Grade 1 Lesson 4. Click on it.

Step 4: **Click on “Jump to”**. Up should come Teaching Procedure. Click on it.

1. Poison Melody: Yes! the poison pattern videos.

1 Play Poison Melody



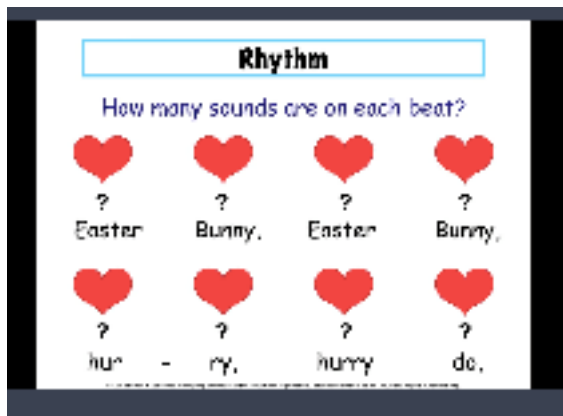
Poison Melody – Oops!	
Poison Melody – Oops!	Beats
01. So-Mi	4 beats
02. So-Mi	4 beats
03. So-Mi	4 beats

There are 3 games to play in the Oops! section. As you hear the pattern, don't forget to sing with “SO” and “ME”. (soh - mi). Yes, the game is just like we do in class. If you want to, try the scary version. **Click on 01 So-Mi 4 beats** to start.

2. Go to #2. Read the words of song “Hurry Easter Bunny.” There is nothing to click on.

3. SKIP #3.

4. Go to #4. Play the Easter Bunny song. Try singing along. At the end of the song there are some activities. Don't worry about the Boom whackers activity! The next activity ... pause at. **How many sounds do the words get ? 1 or 2 or 3 beats for each heart?**



5. Follow-up: Draw 8 hearts on a page. Inside each heart, draw a 1, 2, or 3 for how many beats each heart gets! Send your picture to Mr. Lassche

My email: tlassche@sd79.bc.ca or lassche@shaw.ca

If you need help with accessing [**musicplayonline.com**](https://musicplayonline.com) or something doesn't work, please email me.